



underlying investment option. The details of the underlying investment options are provided in the Key Information Document - Annex. Historical data, such as those used in the calculations, may not be a good guide to the future and the risk indicator may change over time, as a result.

This product does not include any protection from future market performance so you could lose some or all of your investment. If we are not able to pay you what is owed, you could lose your entire investment.

### Performance Scenarios

Performance scenarios depend on the investment option chosen. Please refer to the relevant 'Key Information Document - Annex' to view the possible performance scenarios.

### What happens if the issuer is unable to pay out?

In the event of the insolvency of Mediolanum International Life dac., Irish law provides with the exception of expenses related to the winding up proceedings that all policyholders have first claim to the value of the assets linked to their insurance contract which results in a priority over all other creditors' claims. In Ireland, there is no statutory investor compensation or guarantee scheme that would apply to any losses under this product.

### What are the costs?

The person advising on or selling you this product may charge you other costs. If so, this person will provide you with information about these costs and how they affect your investment.

#### Cost over time

The tables show the amounts that are taken from your investment to cover different types of costs. These amounts depend on how much you invest, how long you hold the product and how well the product does. The amounts shown here are illustrations based on an example investment amount and different possible investment periods. We have assumed the product performs as shown in the moderate scenario. The costs may vary on the basis of the underlying investment options. In this example, we have assumed that EUR 10,000 is invested.

		If you exit after 1 year	If you exit after 5 years	If you exit after 10 years
Total costs	Min	€ 501	€ 1,734	€ 3,737
	Max	€ 515	€ 1,799	€ 3,815
Annual cost impact	Min	5.1%	3.1% each year	2.6% each year
	Max	5.2%	3.2% each year	2.8% each year

#### Composition of costs

One-off costs upon entry or exit.		Annual cost impact if you exit after 10 years
Entry costs	— % of the amount you pay in when entering this investment	0.1%
Exit costs	— We do not charge an exit fee for this product.	NA
Ongoing costs taken each year		
Management fees and other administrative or operating costs	% of the value of your investment per year.	Min 2.5% Max 2.7%
Transaction costs	% of the value of your investment per year. This is an estimate of the costs incurred when we buy and sell the underlying investments for the product. The actual amount will vary depending on how much we buy and sell.	0.0%

### How long should I hold it and can I take money out early?

#### Recommended holding period: 10 years

The recommended holding period for each investment option is determined based on the risk of the investment and the characteristics of the contract. The recommended holding period specified above takes into account the investment option featured in the product with the longest holding period. The Investor has the right to totally or partially redeem the contract after six months from the subscription date on any valuation day, collecting the redemption value calculated based on the value of the shares of the Internal Fund invested in, on the date the request is received by the Company, without any redemption fee being applied. We recommend that you hold the investment at least until the end of the recommended holding period in order to fulfil the objectives of this product. This product may not be suitable for investors who plan to redeem their contract before the end of the recommended holding period. The product does not provide any guarantee of return on the expiration of the recommended time horizon; and, any redemption before that date may compromise the investment performance. The bonus payment, if applicable, will be reduced if you choose to redeem early. Please refer to the Policy Conditions for details.

## How can I complain?

---

If you are not satisfied with an aspect of our service and wish to raise a complaint, you can write to our German branch, Mediolanum International Life dac., Munich Branch, Erhardtstrasse 12, 80469, Munich or submit your complaint by fax at +49 89 2030 3252 or to the following email address [beschwerde@mildac.de](mailto:beschwerde@mildac.de). Further information is available on the Company's website <https://www.mildac.ie/de/legal-policy/beschwerden>.

## Other relevant information

---

The maximum age of the insured party is 80 years at entry.

The product has a minimum premium payment of €25,000.

Death benefit of 101% is used in this document for illustration purposes. Actual performance scenarios, time horizon and costs may vary depending on the option chosen by the client.

The client may also select to subscribe alternatively to one of the below services where further details are captured in the terms and conditions of this product:

- Intelligent Investment Strategy (IIS), is an investment strategy with the objective of capturing the opportunities that may arise from market trends in terms of a long-term growth perspective, based on an automatic and gradual investment approach at predefined intervals;
- Profit Protection, is an automated service offered to consolidate and protect positive performance captured over life of product.

This product does not guarantee future returns on your investment, and you may receive back less than invested.

This product may pay a bonus subject to meeting conditions laid out in the product documentation.

All investment options are denominated in Euro. However, the investment options may hold underlying investments across regions and as a result may be exposed to currency risk.

Performance scenarios are based on the assumption that any income is reinvested. Please check with your advisor if your investment option intends to pay out or reinvest any income.

For further details, including more detailed risk disclosures, please refer to the product documentation provided by your insurance intermediary.

Information on performance and past performance is available at [mildac.ie](http://mildac.ie)

The investments underlying this financial product do not take into account the EU criteria for environmentally sustainable economic activities.

# Mediolanum Life Plan 2.0 H06 (Single Premium) - Key Information Document - Annex

## Investment Option: Global Discovery

### What is this investment option?

**Investment Objectives:** The investment objective of this investment option is to deliver capital growth over the term as indicated in the recommended holding period. It generates market exposures to various asset classes as described below by investing in a variety of funds:

- between 70% and 100% in global equities (listed shares of companies) ;
- between 0% and 30% in cash and money market instruments (short term debt); and
- between 0% and 30% in global fixed income assets (bonds issued by both governments and/or companies)

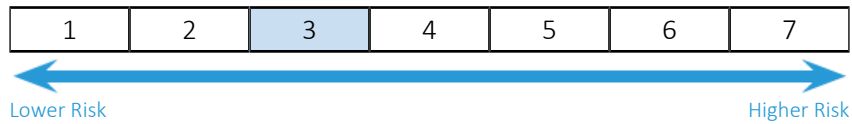
The mutual funds in which this investment option is invested will be actively managed UCITs (mutual funds based on harmonized 'EU' regulatory rules and investment protection requirements). These mutual funds may also:

- invest in Exchange-traded funds( ETF);
- generate indirect market exposures through investing in financial derivative instruments (FDIs), whose performance is linked to that of an underlying security(s) or asset class(es);
- engage in short-term secured lending of their securities to generate additional income; and
- charge performance fees.

**Intended retail investor of investment option:** This investment option has been developed for distribution in Germany and intended for retail investors (including those with a basic knowledge of financial instruments) on an advised basis who can understand and accept the risks noted in the Risk Indicator section.

### What are the risks and what could I get in return?

#### Risk Indicator



The risk indicator assumes you keep the product for 10 years. The actual risk can vary significantly if you cash in at an early stage and you may get back less.

The summary risk indicator is a guide to the level of risk of this product compared to other products. It shows how likely it is that the product will lose money because of movements in the markets or because we are not able to pay you.

We have classified this product as 3 out of 7, which is a medium-low risk class.

This rates the potential losses from future performance at a medium-low level, and poor market conditions could impact the capacity of issuer to pay you.

## Performance Scenarios

What you will get from this product depends on future market performance. Market developments in the future are uncertain and cannot be accurately predicted. The unfavourable, moderate, and favourable scenarios shown are illustrations using the worst, average, and best performance of the product over the last 15 years. Markets could develop very differently in the future.

Recommended holding period: 10 years Example Investment: € 10,000 Insurance Premium [€ 0]		If you exit after 1 year	If you exit after 5 years	If you exit after 10 years
<b>Survival Scenarios</b>				
<b>Minimum</b>	<b>There is no minimum guaranteed return. You could lose some or all of your investment.</b>			
<b>Stress</b>	<b>What you might get back after costs</b>	<b>€ 6,040</b>	<b>€ 5,040</b>	<b>€ 3,830</b>
	Average return each year	-39.56%	-12.80%	-9.15%
<b>Unfavourable</b>	<b>What you might get back after costs</b>	<b>€ 8,110</b>	<b>€ 10,580</b>	<b>€ 11,530</b>
	Average return each year	-18.92%	1.14%	1.43%
<b>Moderate</b>	<b>What you might get back after costs</b>	<b>€ 10,640</b>	<b>€ 15,470</b>	<b>€ 24,060</b>
	Average return each year	6.45%	9.11%	9.18%
<b>Favourable</b>	<b>What you might get back after costs</b>	<b>€ 14,030</b>	<b>€ 18,410</b>	<b>€ 31,540</b>
	Average return each year	40.27%	12.98%	12.17%

<b>Death scenarios</b>				
<b>Insured event</b>	<b>What your beneficiaries might get back after costs</b>	<b>€ 10,750</b>	<b>€ 15,620</b>	<b>€ 24,300</b>

The figures shown include all the costs of the product itself, (where applicable) but may not include all the costs that you pay to your advisor. The figures do not take into account your personal tax situation, which may also affect how much you get back.

The stress scenario shows what you might get back in extreme market circumstances.

The unfavorable scenario at 10 years occurred for an investment in the product between December 2021 and November 2024.

The moderate scenario at 10 years occurred for an investment in the product between November 2010 and November 2020.

The favorable scenario at 10 years occurred for an investment in the product between September 2011 and September 2021.

## What are the costs?

The person advising on or selling you this product may charge you other costs. If so, this person will provide you with information about these costs and how they affect your investment.

### Cost over time

The tables show the amounts that are taken from your investment to cover different types of costs. These amounts depend on how much you invest, how long you hold the product and how well the product does. The amounts shown here are illustrations based on an example investment amount and different possible investment periods. We have assumed the product performs as shown in the moderate scenario. The costs may vary on the basis of the underlying investment options.

— EUR 10,000 is invested.

	If you exit after 1 year	If you exit after 5 years	If you exit after 10 years
Total costs	€ 501	€ 1,734	€ 3,737
Annual cost impact (*)	5.1%	3.1% each year	2.6% each year

(\*) This illustrates how costs reduce your return each year over the holding period. For example it shows that if you exit at the recommended holding period your average return per year is projected to be 11.8% before costs and 9.2% after costs.

### Composition of costs

One-off costs upon entry or exit.		Annual cost impact if you exit after 10 years
Entry costs	— % of the amount you pay in when entering this investment	0.1%
Exit costs	— We do not charge an exit fee for this product.	NA
<b>Ongoing costs taken each year</b>		
Management fees and other administrative or operating costs	% of the value of your investment per year.	2.5%
Transaction costs	% of the value of your investment per year. This is an estimate of the costs incurred when we buy and sell the underlying investments for the product. The actual amount will vary depending on how much we buy and sell.	0.0%

## Other relevant information

---

The investments underlying this financial product do not take into account the EU criteria for environmentally sustainable economic activities. Please refer to the Sustainability-Related Information for this product and Sustainability-related disclosures located at [www.mildac.ie](http://www.mildac.ie) on information on the integration of sustainability risks into our investment decisions and whether, and if so, how the financial product considers principal adverse impacts on sustainability factors.

# Mediolanum Life Plan 2.0 H06 (Single Premium) - Key Information Document - Annex

## Investment Option: Global Perspective

### What is this investment option?

**Investment Objectives:** The investment objective of this investment option is to deliver capital growth over the term as indicated in the recommended holding period. It generates market exposures to various asset classes as described below by investing in a variety of funds:

- between 70% and 100% in global equities (listed shares of companies) ;
- between 0% and 30% in cash and money market instruments (short term debt); and
- between 0% and 30% in global fixed income assets (bonds issued by both governments and/or companies)

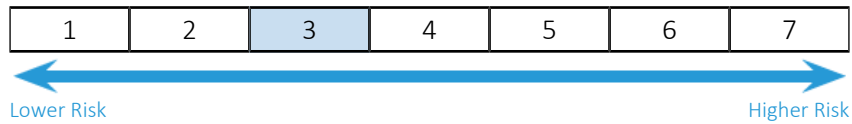
The mutual funds in which this investment option is invested will be actively managed UCITs (mutual funds based on harmonized 'EU' regulatory rules and investment protection requirements). These mutual funds may also:

- invest in Exchange-traded funds( ETF);
- generate indirect market exposures through investing in financial derivative instruments (FDIs), whose performance is linked to that of an underlying security(s) or asset class(es);
- engage in short-term secured lending of their securities to generate additional income; and
- charge performance fees.

**Intended retail investor of investment option:** This investment option has been developed for distribution in Germany and intended for retail investors (including those with a basic knowledge of financial instruments) on an advised basis who can understand and accept the risks noted in the Risk Indicator section.

### What are the risks and what could I get in return?

#### Risk Indicator



The risk indicator assumes you keep the product for 10 years. The actual risk can vary significantly if you cash in at an early stage and you may get back less.

The summary risk indicator is a guide to the level of risk of this product compared to other products. It shows how likely it is that the product will lose money because of movements in the markets or because we are not able to pay you.

We have classified this product as 3 out of 7, which is a medium-low risk class.

This rates the potential losses from future performance at a medium-low level, and poor market conditions could impact the capacity of issuer to pay you.

## Performance Scenarios

What you will get from this product depends on future market performance. Market developments in the future are uncertain and cannot be accurately predicted. The unfavourable, moderate, and favourable scenarios shown are illustrations using the worst, average, and best performance of the product over the last 15 years. Markets could develop very differently in the future.

Recommended holding period: 10 years Example Investment: € 10,000 Insurance Premium [€ 0]		If you exit after 1 year	If you exit after 5 years	If you exit after 10 years
<b>Survival Scenarios</b>				
<b>Minimum</b>	<b>There is no minimum guaranteed return. You could lose some or all of your investment.</b>			
<b>Stress</b>	<b>What you might get back after costs</b>	<b>€ 6,190</b>	<b>€ 5,010</b>	<b>€ 3,790</b>
	Average return each year	-38.10%	-12.92%	-9.24%
<b>Unfavourable</b>	<b>What you might get back after costs</b>	<b>€ 8,230</b>	<b>€ 9,970</b>	<b>€ 11,450</b>
	Average return each year	-17.71%	-0.07%	1.37%
<b>Moderate</b>	<b>What you might get back after costs</b>	<b>€ 10,560</b>	<b>€ 14,870</b>	<b>€ 21,950</b>
	Average return each year	5.63%	8.26%	8.18%
<b>Favourable</b>	<b>What you might get back after costs</b>	<b>€ 13,470</b>	<b>€ 18,170</b>	<b>€ 28,570</b>
	Average return each year	34.66%	12.69%	11.07%

<b>Death scenarios</b>				
<b>Insured event</b>	<b>What your beneficiaries might get back after costs</b>	<b>€ 10,670</b>	<b>€ 15,020</b>	<b>€ 22,170</b>

The figures shown include all the costs of the product itself, (where applicable) but may not include all the costs that you pay to your advisor. The figures do not take into account your personal tax situation, which may also affect how much you get back.

The stress scenario shows what you might get back in extreme market circumstances.

The unfavorable scenario at 10 years occurred for an investment in the product between December 2021 and November 2024.

The moderate scenario at 10 years occurred for an investment in the product between July 2014 and July 2024.

The favorable scenario at 10 years occurred for an investment in the product between August 2011 and August 2021.

## What are the costs?

The person advising on or selling you this product may charge you other costs. If so, this person will provide you with information about these costs and how they affect your investment.

### Cost over time

The tables show the amounts that are taken from your investment to cover different types of costs. These amounts depend on how much you invest, how long you hold the product and how well the product does. The amounts shown here are illustrations based on an example investment amount and different possible investment periods. We have assumed the product performs as shown in the moderate scenario. The costs may vary on the basis of the underlying investment options.

— EUR 10,000 is invested.

	If you exit after 1 year	If you exit after 5 years	If you exit after 10 years
Total costs	€ 515	€ 1,799	€ 3,800
Annual cost impact (*)	5.2%	3.2% each year	2.8% each year

(\*) This illustrates how costs reduce your return each year over the holding period. For example it shows that if you exit at the recommended holding period your average return per year is projected to be 11% before costs and 8.2% after costs.

### Composition of costs

One-off costs upon entry or exit.		Annual cost impact if you exit after 10 years
Entry costs	— % of the amount you pay in when entering this investment	0.1%
Exit costs	— We do not charge an exit fee for this product.	NA
Ongoing costs taken each year		
Management fees and other administrative or operating costs	% of the value of your investment per year.	2.7%
Transaction costs	% of the value of your investment per year. This is an estimate of the costs incurred when we buy and sell the underlying investments for the product. The actual amount will vary depending on how much we buy and sell.	0.0%



## Other relevant information

---

The investments underlying this financial product do not take into account the EU criteria for environmentally sustainable economic activities. Please refer to the Sustainability-Related Information for this product and Sustainability-related disclosures located at [www.mildac.ie](http://www.mildac.ie) on information on the integration of sustainability risks into our investment decisions and whether, and if so, how the financial product considers principal adverse impacts on sustainability factors.

## Mediolanum Life Plan 2.0 H06 (Single Premium) - Key Information Document - Annex

### Investment Option: Global Thematic Focus

#### What is this investment option?

**Investment Objectives:** The investment objective of this investment option is to deliver capital growth over the term as indicated in the recommended holding period. It generates market exposures to various asset classes as described below by investing in a variety of funds:

- between 70% and 100% in global equities (listed shares of companies) ;
- between 0% and 30% in cash and money market instruments (short term debt); and
- between 0% and 30% in global fixed income assets (bonds issued by both governments and/or companies)

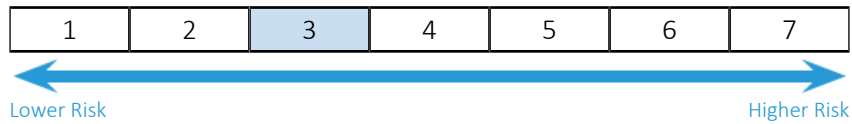
The mutual funds in which this investment option is invested will be actively managed UCITs (mutual funds based on harmonized 'EU' regulatory rules and investment protection requirements). These mutual funds may also:

- invest in Exchange-traded funds( ETF);
- generate indirect market exposures through investing in financial derivative instruments (FDIs), whose performance is linked to that of an underlying security(s) or asset class(es);
- engage in short-term secured lending of their securities to generate additional income; and
- charge performance fees.

**Intended retail investor of investment option:** This investment option has been developed for distribution in Germany and intended for retail investors (including those with a basic knowledge of financial instruments) on an advised basis who can understand and accept the risks noted in the Risk Indicator section.

#### What are the risks and what could I get in return?

##### Risk Indicator



The risk indicator assumes you keep the product for 10 years. The actual risk can vary significantly if you cash in at an early stage and you may get back less.

The summary risk indicator is a guide to the level of risk of this product compared to other products. It shows how likely it is that the product will lose money because of movements in the markets or because we are not able to pay you.

We have classified this product as 3 out of 7, which is a medium-low risk class.

This rates the potential losses from future performance at a medium-low level, and poor market conditions could impact the capacity of issuer to pay you.

## Performance Scenarios

What you will get from this product depends on future market performance. Market developments in the future are uncertain and cannot be accurately predicted. The unfavourable, moderate, and favourable scenarios shown are illustrations using the worst, average, and best performance of the product over the last 15 years. Markets could develop very differently in the future.

Recommended holding period: 10 years Example Investment: € 10,000 Insurance Premium [€ 0]		If you exit after 1 year	If you exit after 5 years	If you exit after 10 years
<b>Survival Scenarios</b>				
<b>Minimum</b>	<b>There is no minimum guaranteed return. You could lose some or all of your investment.</b>			
<b>Stress</b>	<b>What you might get back after costs</b>	<b>€ 5,760</b>	<b>€ 4,510</b>	<b>€ 3,250</b>
	Average return each year	-42.43%	-14.71%	-10.62%
<b>Unfavourable</b>	<b>What you might get back after costs</b>	<b>€ 7,920</b>	<b>€ 10,240</b>	<b>€ 11,270</b>
	Average return each year	-20.81%	0.47%	1.20%
<b>Moderate</b>	<b>What you might get back after costs</b>	<b>€ 10,600</b>	<b>€ 15,280</b>	<b>€ 23,230</b>
	Average return each year	5.98%	8.85%	8.79%
<b>Favourable</b>	<b>What you might get back after costs</b>	<b>€ 13,940</b>	<b>€ 18,430</b>	<b>€ 31,440</b>
	Average return each year	39.43%	13.01%	12.14%

<b>Death scenarios</b>				
<b>Insured event</b>	<b>What your beneficiaries might get back after costs</b>	<b>€ 10,700</b>	<b>€ 15,430</b>	<b>€ 23,460</b>

The figures shown include all the costs of the product itself, (where applicable) but may not include all the costs that you pay to your advisor. The figures do not take into account your personal tax situation, which may also affect how much you get back.

The stress scenario shows what you might get back in extreme market circumstances.

The unfavorable scenario at 10 years occurred for an investment in the product between December 2021 and November 2024.

The moderate scenario at 10 years occurred for an investment in the product between February 2014 and February 2024.

The favorable scenario at 10 years occurred for an investment in the product between September 2011 and September 2021.

## What are the costs?

The person advising on or selling you this product may charge you other costs. If so, this person will provide you with information about these costs and how they affect your investment.

### Cost over time

The tables show the amounts that are taken from your investment to cover different types of costs. These amounts depend on how much you invest, how long you hold the product and how well the product does. The amounts shown here are illustrations based on an example investment amount and different possible investment periods. We have assumed the product performs as shown in the moderate scenario. The costs may vary on the basis of the underlying investment options.

— EUR 10,000 is invested.

	If you exit after 1 year	If you exit after 5 years	If you exit after 10 years
Total costs	€ 509	€ 1,775	€ 3,815
Annual cost impact (*)	5.1%	3.1% each year	2.7% each year

(\*) This illustrates how costs reduce your return each year over the holding period. For example it shows that if you exit at the recommended holding period your average return per year is projected to be 11.5% before costs and 8.8% after costs.

### Composition of costs

One-off costs upon entry or exit.		Annual cost impact if you exit after 10 years
Entry costs	— % of the amount you pay in when entering this investment	0.1%
Exit costs	— We do not charge an exit fee for this product.	NA
Ongoing costs taken each year		
Management fees and other administrative or operating costs	% of the value of your investment per year.	2.6%
Transaction costs	% of the value of your investment per year. This is an estimate of the costs incurred when we buy and sell the underlying investments for the product. The actual amount will vary depending on how much we buy and sell.	0.0%

## Other relevant information

---

The investments underlying this financial product do not take into account the EU criteria for environmentally sustainable economic activities. Please refer to the Sustainability-Related Information for this product and Sustainability-related disclosures located at [www.mildac.ie](http://www.mildac.ie) on information on the integration of sustainability risks into our investment decisions and whether, and if so, how the financial product considers principal adverse impacts on sustainability factors.